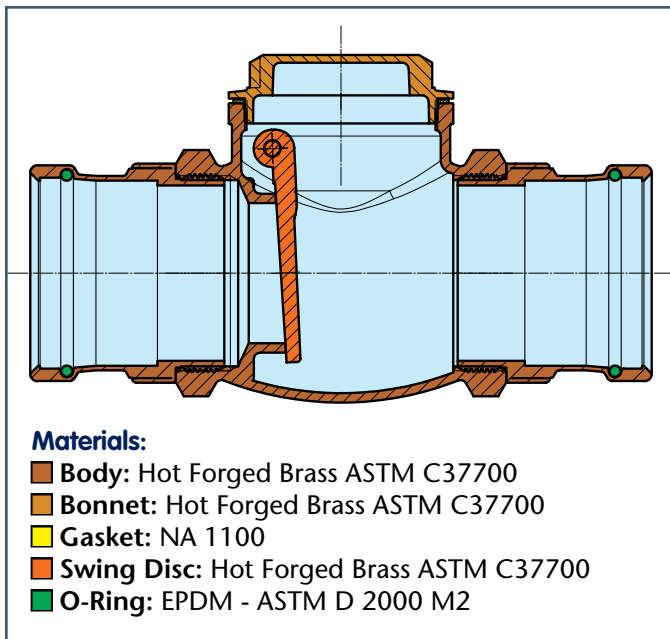



cimPRESS XLC Swing Check Valve

cim80XLC.1

CimPRESS x CimPRESS



Materials:

- Body: Hot Forged Brass ASTM C37700
- Bonnet: Hot Forged Brass ASTM C37700
- Gasket: NA 1100
- Swing Disc: Hot Forged Brass ASTM C37700
- O-Ring: EPDM - ASTM D 2000 M2

All Cimberio valves qualify for the American Recovery and Reinvestment Act and the Buy American Act.

Applications:

The CIM 80XLC.1 CimPRESS swing check valve is manufactured in accordance with MSS-SP-110, PS117-2004, and EN ISO 9001 standards and designed for direct connection to hard drawn copper and/or stainless steel tube using standard press tools with XL-C jaws and rings. The CIM 80XLC.1 is suitable for use with non-aggressive fluid applications including domestic and commercial plumbing and sanitary systems as well as autoclaves, pumps and compressed air systems. (CimPRESS is not intended for use with soft or rolled copper tubing)

Features:

The CIM 80XLC.1 swing check valve with screwed bonnet and metal to metal seating features a one piece hot forged brass EN 12165 - CW617N swing disc designed for a low pressure drop and reduced water-hammer. The CIM 80XLC.1 is suitable for vertical or horizontal installation in a pipeline to accommodate flow in one direction.

CimPRESS valves were developed as purpose built valves for standard press attachment to eliminate the need to assemble separate components in the field, which could result in weak/leak points and increased material and labor costs. The CIM 80XLC.1 is manufactured from DZR "CR" corrosion-resistant brass with EPDM-ASTM D 2000 M2 O-Rings to ensure a leak proof cold crimped seal with added protection against corrosion.

CimPRESS valves eliminate the torch and the need to clean, flux and solder in order to create a permanent watertight valve connection, significantly reducing average installation time while avoiding potential fire risks and other problems associated with sweat connections; saving time and money.

Connection:

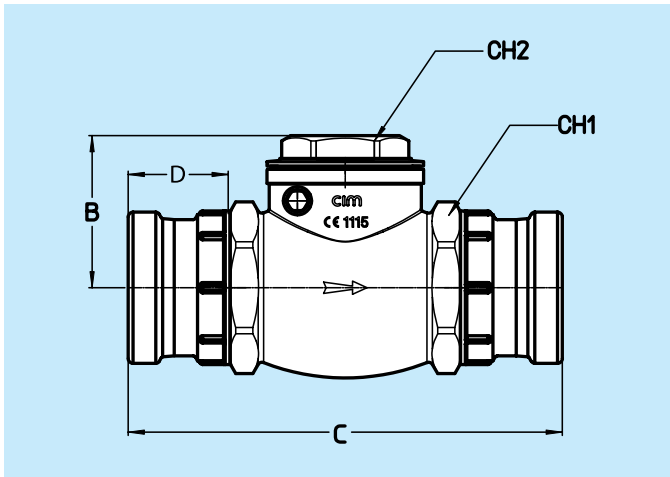
Standard press connection for copper and stainless steel tube plumbing systems. *For use with XL-C press jaws and rings only.*

Size	Fast Order No.	Technical ID No.
2-1/2"	80XLC-11	CIM80XLC-E11SCV
3"	80XLC-12	CIM80XLC-E12SCV
4"	80XLC-14	CIM80XLC-E14SCV

cimPRESS XLC Swing Check Valve

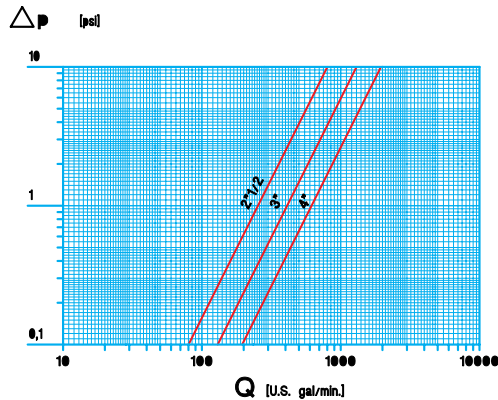
cim80XLC.1

CimPRESS x CimPRESS

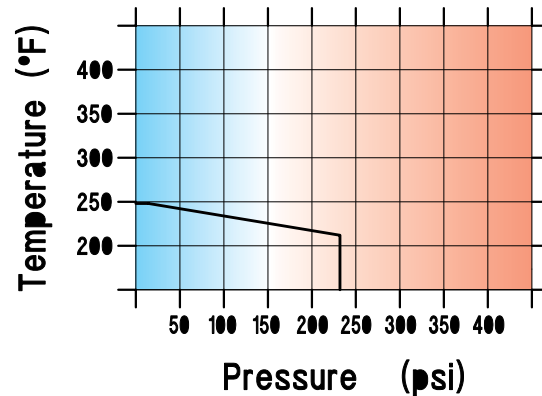


Size	2-1/2"	3"	4"
B	3-7/8" 86mm	3-3/4" 94mm	4-1/2" 115mm
C	9-13/16" 246mm	10-3/8" 264mm	11-7/8" 302mm
D	2-3/16" 55mm	2-3/16" 55mm	2-3/8" 60mm
CH1	3-3/8" 85mm	3-7/16" 100mm	4-15/16" 126mm
CH2	2-9/16" 65mm	2-15/16" 75mm	3-1/2" 89mm
Pounds Grams	7.4 3360	10.28 4665	17.81 8080
Required Pipe Insertion Depth	2.1685" 55.08mm	2.1525" 54.67mm	2.3565" 59.85mm

FLOW AND PRESSURE DROP



PRESSURE/TEMPERATURE RATINGS



CV

CV: Capacity in "U.S. gal/min" at pressure drop of "1 PSI"

Element: Water - Temperature: 59.9° F

80XLC.1 SIZE	2-1/2"	3"	4"
CV	254	411	617

Working Pressure: 232 PSI

Max. Operating Temperature: Working Limit for Fluids 14° F – 212° F

Saturated Steam: 54 PSI at 302° F

Test Pressures: According to ISO 5208