


Ball Valve for Gas Service

cim109.1

Flare x Flare • UL/CSA/AGA Listed



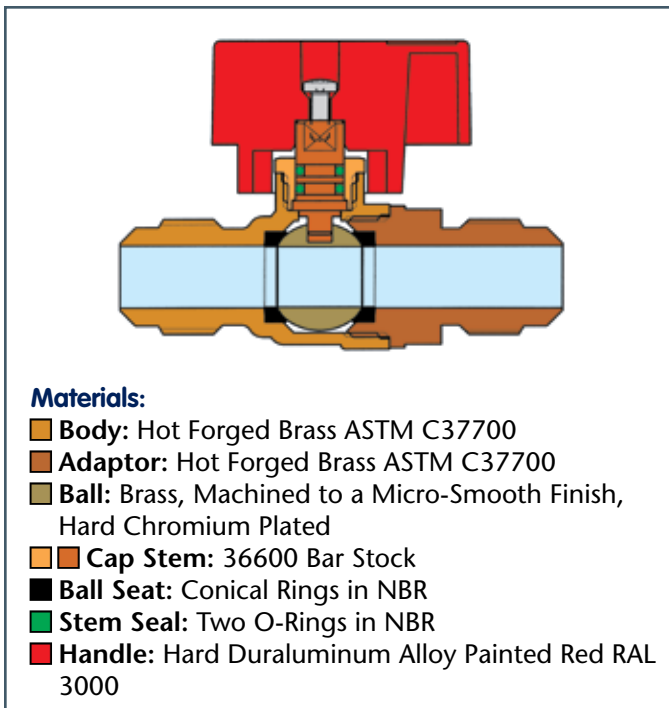
Applications:

The CIM 109.1 ball valve is manufactured in accordance with EN ISO 9001 and is designed for use with gases. Applications include residential and commercial use for the distribution of natural gas and propane.

Features:

The CIM 109.1 gas valve features a two piece design and includes a unique blast proof/impact proof 3 part stem design that allows handle option flexibility.

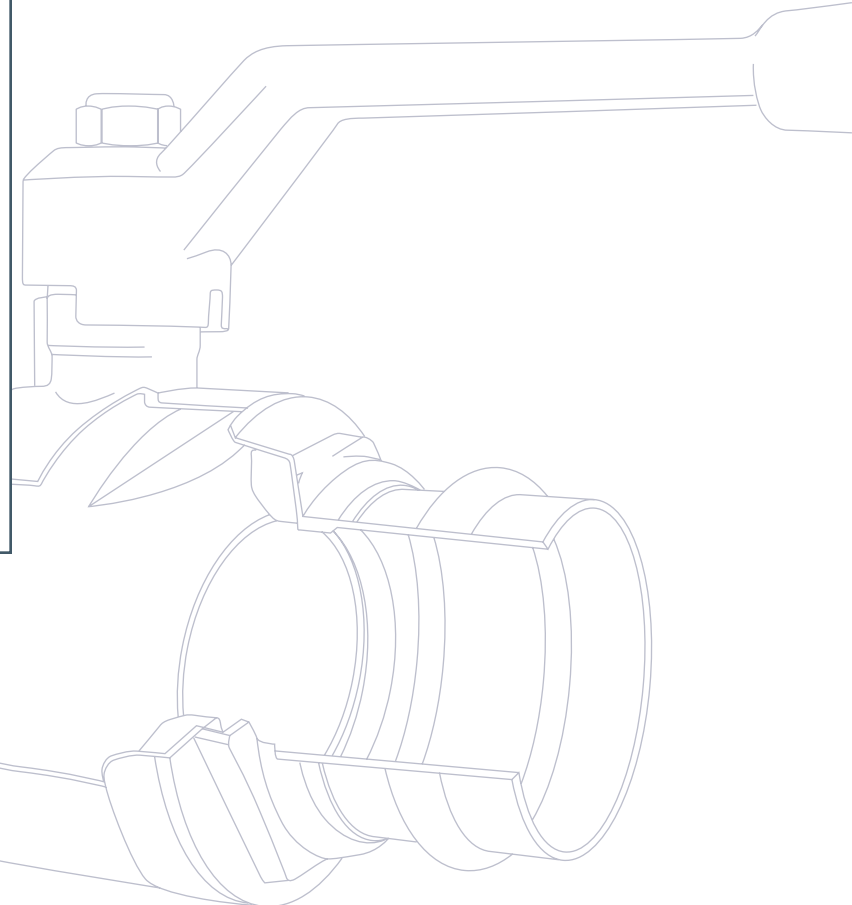
Size	Fast Order No.	Technical ID No.
3/8"	109-03	CIM102-G03TH
1/2"	109-04	CIM102-G04TH
5/8"	109-05	CIM102-G05TH



Materials:

- Body:** Hot Forged Brass ASTM C37700
- Adaptor:** Hot Forged Brass ASTM C37700
- Ball:** Brass, Machined to a Micro-Smooth Finish, Hard Chromium Plated
- Cap Stem:** 36600 Bar Stock
- Ball Seat:** Conical Rings in NBR
- Stem Seal:** Two O-Rings in NBR
- Handle:** Hard Duraluminum Alloy Painted Red RAL 3000

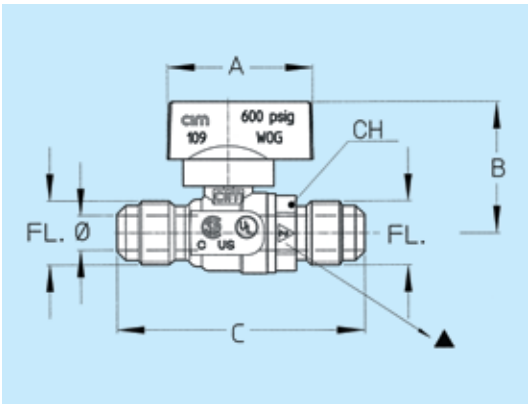
All Cimberio valves qualify for the American Recovery and Reinvestment Act and the Buy American Act.



Ball Valve for Gas Service

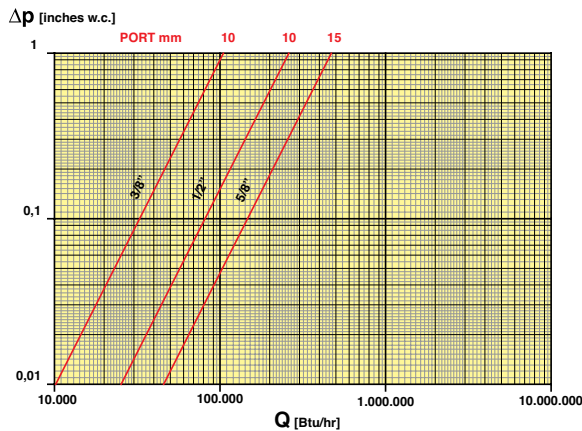
cim109.1

Flare x Flare • UL/CSA/AGA Listed

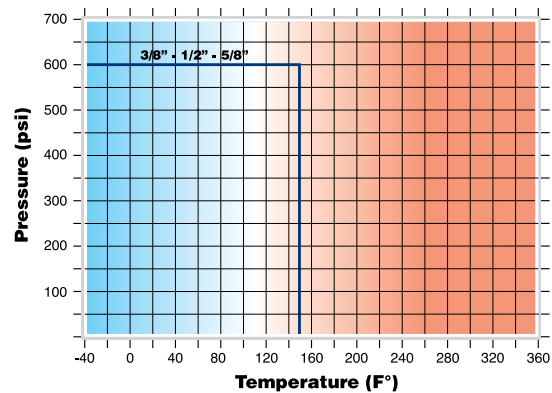


Size	3/8"	1/2"	5/8"
Port inch	0.39"	0.39"	0.59"
Port mm	10mm	10mm	15mm
A	1-11/16" 43mm	1-11/16" 43mm	1-11/16" 43mm
B	1-9/16" 39mm	1-9/16" 39mm	1-5/8" 41.5mm
C	2-9/16" 65mm	2-7/8" 73mm	3-5/16" 84mm
CH	11/16" 18mm	13/16" 20mm	1" 25mm
Pounds	0.3	0.36	0.52
Grams	135	165	235

FLOW AND PRESSURE DROP



PRESSURE/TEMPERATURE RATINGS



FC CM CS MT

FC: Capacity is determined by the quantity in BTU/h of a gas of 0.64 SG which can be passed with a pressure drop equal to 0.3" water column

CM: Working Torque in "lb x in"

CS: Starting Torque in "lb x in"

MT: Torque Breaking Point on the Stem in "lb x in"

Element: Gas - Specific Gravity: 0.64

109.1	SIZE	3/8"	1/2"	5/8"
	Ø mm	10	10	15
	Ø inch	0.39	0.39	0.59
FC	BTU/h	56,000	142,000	237,000
CM	N x m	0.3	0.3	0.4
	lb x in	3	3	4
CS	N x m	1	1	1
	lb x in	9	9	9
MT	N x m	6	6	6
	lb x in	53	53	53

Working Pressure: 600 PSI

Max. Operating Temperature: Working Limit for Fluids -40° F – 150° F

Test Pressures: According to ISO 5208